

BG – Pro Line

CDC-Style

(EN) Instruction Manual for Researchers

Table of contents

	1. Intake funnel
	2. Funnel net
	3. 2 x Catch bag
	4. Inner cylinder with • upper part • lower part with 3-blade ventilator
	5. Trap body
	6. Hanger
	7. Battery cable
	8. Power bank cable
	9. Carrying bag
	10. LED light
	11. Rainshield + screws

Optional Accessories

Power bank, attractant, tripod

Assembling the Trap





Rainshield



Optional CO₂

A

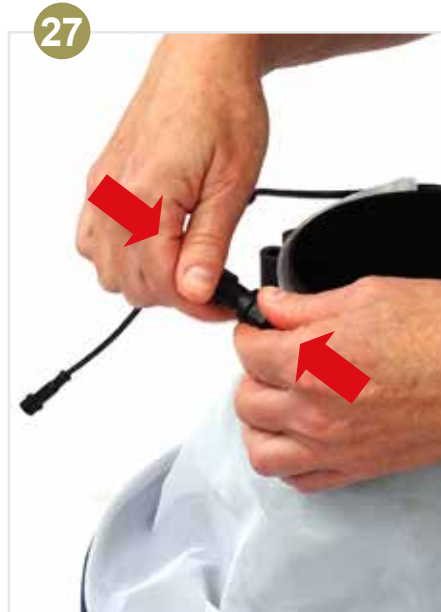


B



Optional: LED light

Some mosquito species are additionally attracted by light. In this case, you can add a LED band to the top of the upper cylinder. Please note: there are also mosquito species that are repelled by the LED light, such as *Aedes albopictus*.




Power

A



B

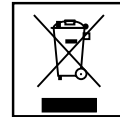


Safety Instructions and Warnings

- Protect from prolonged exposure to direct sunlight and heat.
- Use only Biogents extension cords.
- Do not operate near flammable gases or explosive substances.
- Use CO₂ only outdoors.

Technical Data

- Weight: 1.2 kg
- Dimensions: 55 x 32 cm
- Ventilator:
 - BG-Pro 5 V DC, 0.17 A: 0.85 Watt
 - BG-Pro 6 V DC, 0.17 A: 1.02 Watt
 - BG-Pro UV light 5 V DC, 0.17 A: 1.25 Watt
 - BG-Pro UV light 6 V DC, 0.17 A: 1.5 Watt



ROHS[✓] CE

Contact

Biogents AG
Weißenburgstr. 22
93055 Regensburg
Germany
www.biogents.com
e-mail: sales@biogents.com