

Mosquito Trap

BG - Mount



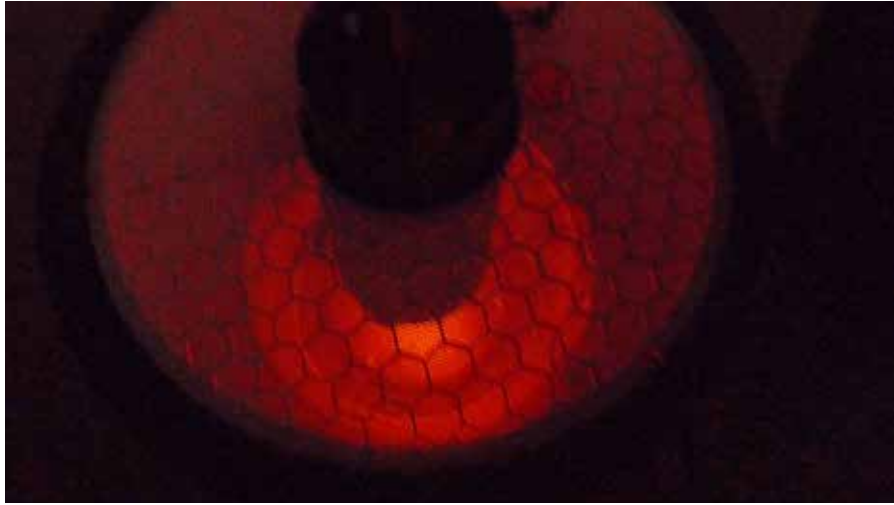
BG-Mount, the customized mosquito trap:


The body of the trap can be substituted with most all commercially available flower pots. Here are examples:











Cover

The cover is the supporting structure of the trap and all modular interface components are attached directly to it. Therefore, the elements mounted onto it are always in the correct position and do not get lost when the cover is taken off. A removable air shield optimizes the updraft. When removed it acts as a place holder for the attractant. Through the fine holes on the cover, the exiting air currents are delivered uniformly. The cover is sturdy and weather resistant and due to the curvature of the cover, falling leaves are not prone to stick to the hard surface.





Ventilator with waterproof connections and optional LEDs

The ventilator is run off of the power supply unit and creates the necessary air currents to suck the mosquitoes into the trap and hinders their escape. The screwable connection ensures that the two cannot be separated and that no water or humidity can enter.



Attractant


The three chambers of the cartridge are filled with loaded pellets and sealed air-tight. The cartridge is inserted into the top of the cover. This allows you to easily check and replace the lure at any time. The odors are transported by the rising air currents and increase the attractiveness of the trap for approaching mosquitoes. The use of natural attractants can help to prevent the problem of insecticide resistance in mosquito populations.





CO₂ Nozzle

There is an option of adding CO₂ to the trap with the CO₂ nozzle. CO₂ mimics the exhausted breath of the host and thus implements an additional attractant for the trap. The nozzle is mounted directly onto the cover or onto the lure cartridge. The CO₂ is introduced through a tube into the nozzle from a preferred CO₂ source. The nozzle ensures that the CO₂ is released at the optimal height and also in the optimal structure to be as realistic as possible. It also prevents water from entering the CO₂ tubing.



Nozzle ontop of the lure cartridge



Nozzle attached directly onto the cover

Intake Funnel with Attached Catch Bag



Intake
Funnel



Shutter



Catch Bag



Assembled Catch Bag



Intake Funnel with Shutter

The catch bag is mounted directly onto the intake funnel. The shutter can be mechanically closed by hand for the transport purposes so that the mosquitoes cannot escape. In case of power failure, for example, the shutter closes automatically to prevent the caught mosquitoes from escaping. When closed the intake funnel together with the catch bag can be removed and you can check the catch rate of the trap on the spot. The intake funnel is attached directly onto the cover and fixed by rotating it into the cover.



Flexible Inner Cylinder

The textile inner cylinder of the trap is glued onto the cover and houses the ventilator. The space provided between the cover and the ventilator is ideal for the placement of the catch bag.



Exploded view of the inner parts

Exploded View of the BG-Mount Mosquito Trap



Intake Funnel with Catch Bag

Shutter



CO₂ Nozzle



Attractant Cartridge



Cover



Inner Cylinder



Ventilator



Exploded View of the Individual Parts

The customized BG-Mount mosquito trap can be implemented with or without CO₂ and is placed onto the preferred flower pot. The ventilator should hang freely with a distance of at least 10cm from the bottom of the pot.

Without CO₂



With CO₂







Catch Bag Removal

The shutter on the intake funnel should be manually closed before removal to ensure that no mosquitoes can escape. The intake funnel with the attached catch bag can then be removed via rotation from the cover. The caught mosquitoes cannot escape and a new intake funnel with catch bag can be inserted. After all the mosquitoes have died in the catch bag it can be removed from the intake funnel, emptied and can then be used again.





Individualized Trap Bodies

For the trap body, any commercially available flower pot or vase that has a diameter of 39 cm can be used. This space is needed to displace the incoming air and evenly disperse the odors from the attractant through the cover. The cover can be placed on top of the chosen flower pot or inside of it. In this way the mosquito traps can become an integrated part of the existing garden furniture and decorations.





Individualized Trap Bodies

The cover can be placed ontop of or inside of preferred containers.

Contact
sales@biogents.com
www.biogents.com



Biogents
Science for Your Protection